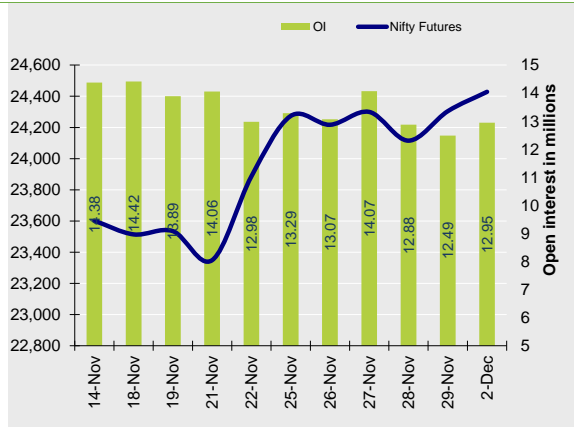


**Nifty Snapshot**

	Close	Prv Cl.	Ab chg	% chg
<b>Spot</b>	24,276.05	24,131.10	144.95	0.60
<b>Futures</b>	24,428.50	24,304.15	124.35	0.51
<b>OI(ml shr)</b>	12.95	12.49	0.46	3.67
<b>Vol (lots)</b>	248492	285922	-37430	-13.09
<b>COC</b>	152.45	173.05	-20.60	-11.9
<b>PCR-OI</b>	1.22	1.08	0.14	12.8

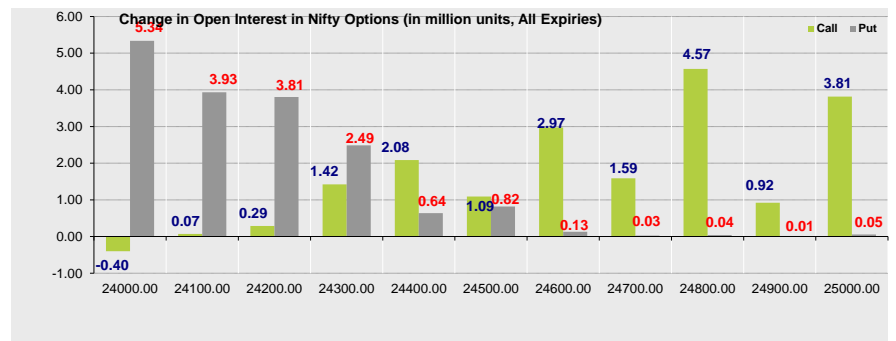
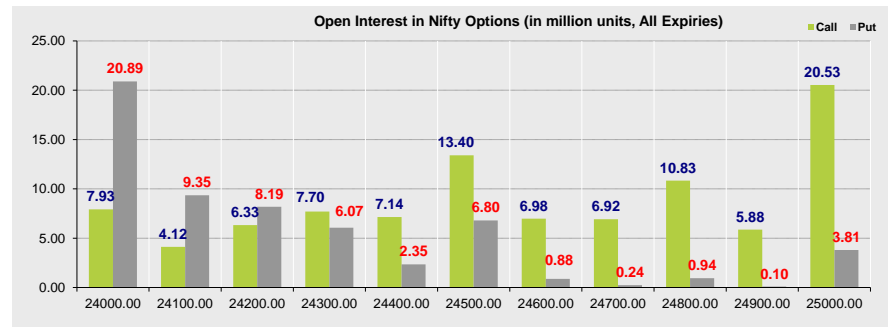
**Nifty Futures Price v/s OI**



**Summary**

- Indian markets closed on a positive note where buying was mainly seen in Automobiles, IT, Pharmaceuticals Sectors. Nifty Dec Futures closed at 24428.50 (up 124.35 points) at a premium of 152.45 pts to spot.
- FII's were net sellers in Cash to the tune of 238.28 Cr and were net sellers in index futures to the tune of 582.06 Cr.
- India VIX increased by 1.90% to close at 14.70 touching an intraday high of 15.08.

**Open Interest in Nifty Options:**



- The above second chart shows previous trading day's change in Nifty options where Addition in OI were seen in 24000, 24100, 24200, 24300 strike Puts and at 24700, 24600, 24500, 24400 strike Calls indicating market is likely to remain range bound in the near term.
- Highest OI build-up is seen at 25000 strike Calls and 24000 strike Puts, to the tune of 20.53mn and 20.89mn respectively.

**Outlook on Nifty:**

Index is likely to open on a flattish note today and is likely to remain range bound during the day.

**Institutional Activity in previous trading session**

(in Rs cr.)	Buy	Sell	Net
Index Futures	2601.89	3183.95	-582.06
Index Options	1176946.97	1133367.22	43579.75
Stock Futures	19354.31	17467.04	1887.27
Stock Options	51567.48	53423.09	-1855.61
FII Cash	13,605.12	13,843.40	-238.28
DII Cash	12,456.43	8,867.77	3,588.66

**Net Fill Activity (in Rs cr.)**

Date	Idx Fut	Stk Fut	Idx Opt	Cash
2-Dec	-582.1	1887.3	43579.8	-238
29-Nov	217.9	4032.0	-106.5	-4384
28-Nov	-1967.9	-4385.0	66850.3	-11756
27-Nov	-120.1	1598.9	-64314.8	8
26-Nov	-1131.1	629.2	-40990.9	1158
25-Nov	3389.3	4074.0	-13405.0	9948

**Technical Pivot (Intraday):**

	S2	S1	PIVOT	R1	R2
NIFTY	24050	24240	24355	24545	24665
BANKNIFTY	51800	52095	52300	52595	52795

(Price is in Rs; OI is in million units; Price chg and OI chg are in percentage) **NB RESEARCH**

**Fresh Longs seen in:**

Scrip	Price	Price chg	OI	OI Chg
LODHA	1299.2	3.0	0.5	334.1
IRB	55.2	2.6	10.7	211.4
SUPREMEIND	4802.2	2.6	0.0	180.3

**Fresh Shorts seen in:**

Scrip	Price	Price chg	OI	OI Chg
JSWENERGY	649.4	-1.5	1.0	226.0
OIL	482.2	-2.2	1.5	123.2
BANKINDIA	109.6	-1.5	7.4	108.7

**Short Covering seen in:**

Scrip	Price	Price chg	OI	OI Chg
APOLLOHOSP	7091.3	3.1	1.8	-4.1
PETRONET	340.2	1.2	28.9	-3.6
TORNTPHARM	3351.3	0.4	2.0	-2.6

**Long Unwinding seen in:**

Scrip	Price	Price chg	OI	OI Chg
FEDERALBNK	209.8	-1.0	69.2	-3.4
MFSL	1122.0	-1.7	4.0	-3.3
MARICO	648.9	-0.1	23.8	-3.1

NIFTY50 Options OI (CE OI = Resistance) (PE OI = Support)			
Symbol	Highest CE OI	Highest PE OI	CMP
ADANIAPORTS	1200	1200	1224
ADANIENT	2500	3000	2473
ASIANPAINT	2600	2500	2496
AXISBANK	1200	1140	1144
BAJAJ-AUTO	10000	9000	9183
BAJAJFINSV	1700	1600	1607
BAJFINANCE	7000	6500	6676
BHARTIARTL	1640	1600	1650
BPCL	300	300	296
BRITANNIA	5000	5000	4938
CIPLA	1600	1500	1518
COALINDIA	420	420	424
DIVISLAB	6500	6200	6279
DRREDDY	1220	1200	1226
EICHERMOT	5000	4500	4842
GRASIM	2700	2500	2710
HCLTECH	2000	1800	1884
HDFCBANK	1800	1700	1815
HDFCLIFE	700	650	645
HEROMOTOCO	5000	4800	4780
HINDALCO	700	600	665
HINDUNILVR	2500	2400	2489
ICICIBANK	1340	1300	1311
ITC	500	450	480
INDUSINDBK	1000	1000	998

NIFTY50 Options OI (CE OI = Resistance) ( PE OI = Support)			
Symbol	Highest CE OI	Highest PE OI	CMP
INFY	2000	1800	1888
IOC	140	140	139
JSWSTEEL	1000	980	995
KOTAKBANK	1900	1800	1762
LT	3800	3700	3727
LTIM	6500	6000	6240
M&M	3000	2900	3028
MARUTI	12000	11000	11290
NESTLEIND	2400	2200	2262
NTPC	370	360	361
ONGC	260	255	259
POWERGRID	350	300	330
RELIANCE	1300	1300	1317
SBILIFE	1440	1400	1432
SBIN	900	800	842
SUNPHARMA	1820	1800	1815
TATACONSUM	1000	960	962
TATAMOTORS	800	800	793
TATASTEEL	150	140	147
TCS	4400	4000	4301
TECHM	1800	1600	1752
TITAN	3300	3100	3319
ULTRACEMCO	12000	11000	11698
UPL	575.55	556.35	557
WIPRO	600	580	587



**Derivative Recommendations:**

Stock Name	Call (Buy/Sell)	Entry price	Targets	Stop Loss	Duration	Status
BANDHANBNK Future	Buy	170.5	184	163	1-2 Days	Open
LTIM (Bull Call spread)	Strategy	141	359	90	Positional	Open
BPCL 290 CE	Buy	12	20	8	Positional	Open
BERGEPAIN Future	Buy	498	518	488	1-2 Days	Open
UPL Future	Buy	552	575	540	1-2 Days	Open
MGL 1240 CE	Buy	45	75	30	1-2 Days	Open

**FROM THE EQUITY DERIVATIVE DESK:**

**NIRAV HARISH CHHEDA**  
AVP - DERIVATIVES AND TECHNICAL RESEARCH  
E-Mail: [nirav.chheda@nirmalbang.com](mailto:nirav.chheda@nirmalbang.com)  
Tel no: 6273-8199/8000

**AMIT BHUPTANI**  
SNR.DERIVATIVES AND TECHNICAL RESEARCH ANALYST  
E-Mail: [amit.bhuptani@nirmalbang.com](mailto:amit.bhuptani@nirmalbang.com)  
Tel no: 6273-8242/8000

**DISCLOSURES**

Research Reports that are published by Nirmal Bang Securities Private Limited (hereinafter referred to as "NBSPL") are for private circulation only. NBSPL is a registered Research Analyst under SEBI (Research Analyst) Regulations, 2014 having Registration no. INH000001766. NBSPL is also a registered Stock Broker with National Stock Exchange of India Limited, BSE Limited, Metropolitan Stock Exchange of India Limited, Multi Commodity Exchange of India Limited, National Commodity and Derivative Exchange Limited and Indian Commodity Exchange Limited in cash and Equity and Commodities derivatives segments.

NBSPL has other business divisions with independent research teams separated by Chinese walls, and therefore may, at times, have different or contrary views on stocks and markets.

NBSPL or its associates have not been debarred / suspended by SEBI or any other regulatory authority for accessing / dealing in securities Market. NBSPL, its associates or analyst or his relatives do not hold any financial interest (Except Investment) in the subject company. NBSPL or its associates or Analyst do not have any conflict or material conflict of interest at the time of publication of the research report with the subject company. NBSPL or its associates or Analyst or his relatives may or may not hold beneficial ownership of 1% or more in the subject company at the end of the month immediately preceding the date of publication of this research report.

NBSPL or its associates / analyst has not received any compensation / managed or co-managed public offering of securities of the company covered by Analyst during the past twelve months. NBSPL or its associates have not received any compensation or other benefits from the company covered by Analyst or third party in connection with the research report. Analyst has not served as an officer, director or employee of Subject Company. NBSPL / analyst has not been engaged in market making activity of the subject company.

Analyst Certification: The research analysts and authors of these reports, hereby certify that the views expressed in this research report accurately reflects my/our personal views about the subject securities, issuers, products, sectors or industries. It is also certified that no part of the compensation of the analyst(s) was, is, or will be directly or indirectly related to the inclusion of specific recommendations or views in this research. The analyst(s) principally responsible for the preparation of this research report and has taken reasonable care to achieve and maintain independence and objectivity in making any recommendations.

**DISCLAIMER**

This report is for the personal information of the authorized recipient and does not construe to be any investment, legal or taxation advice to you. NBSPL is not soliciting any action based upon it. Nothing in this research shall be construed as a solicitation to buy or sell any security or product, or to engage in or refrain from engaging in any such transaction. In preparing this research, we did not take into account the investment objectives, financial situation and particular needs of the reader.

This research has been prepared for the general use of the clients of NBSPL and must not be copied, either in whole or in part, or distributed or redistributed to any other person in any form. If you are not the intended recipient you must not use or disclose the information in this research in any way. Though disseminated to all the customers simultaneously, not all customers may receive this report at the same time. NBSPL will not treat recipients as customers by virtue of their receiving this report. This report is not directed or intended for distribution to or use by any person or entity resident in a state, country or any jurisdiction, where such distribution, publication, availability or use would be contrary to law, regulation or which would subject NBSPL & its group companies to registration or licensing requirements within such jurisdictions.

The report is based on the information obtained from sources believed to be reliable, but we do not make any representation or warranty that it is accurate, complete or up-to-date and it should not be relied upon as such. We accept no obligation to correct or update the information or opinions in it. NBSPL or any of its affiliates or employees shall not be in any way responsible for any loss or damage that may arise to any person from any inadvertent error in the information contained in this report. NBSPL or any of its affiliates or employees do not provide, at any time, any express or implied warranty of any kind, regarding any matter pertaining to this report, including without limitation the implied warranties of merchantability, fitness for a particular purpose, and non-infringement. The recipients of this report should rely on their own investigations.

This information is subject to change without any prior notice. NBSPL reserves its absolute discretion and right to make or refrain from making modifications and alterations to this statement from time to time. Nevertheless, NBSPL is committed to providing independent and transparent recommendations to its clients, and would be happy to provide information in response to specific client queries.

Before making an investment decision on the basis of this research, the reader needs to consider, with or without the assistance of an adviser, whether the advice is appropriate in light of their particular investment needs, objectives and financial circumstances. There are risks involved in securities trading. The price of securities can and does fluctuate, and an individual security may even become valueless. International investors are reminded of the additional risks inherent in international investments, such as currency fluctuations and international stock market or economic conditions, which may adversely affect the value of the investment. Opinions expressed are subject to change without any notice. Neither the company nor the director or the employees of NBSPL accept any liability whatsoever for any direct, indirect, consequential or other loss arising from any use of this research and/or further communication in relation to this research. Here it may be noted that neither NBSPL, nor its directors, employees, agents or representatives shall be liable for any damages whether direct or indirect, incidental, special or consequential including lost revenue or lost profit that may arise from or in connection with the use of the information contained in this report.

Copyright of this document vests exclusively with NBSPL. Our reports are also available on our website [www.nirmalbang.com](http://www.nirmalbang.com)